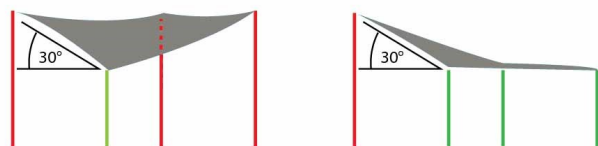


MOUNTING TIPS / CONSIGLI DI MONTAGGIO

CREATE 30° SLOPE BETWEEN FIXING POINTS /
CREARE UNA PENDENZA DI 30° TRA I PUNTI DI
FISSAGGIO



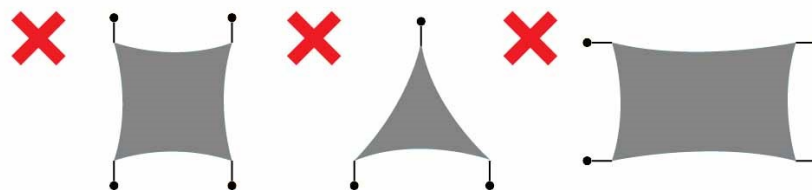
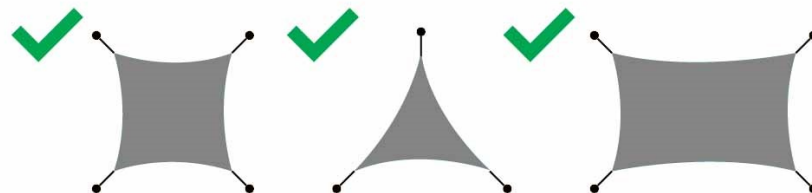
2 CORNERS LOWER / 2 ANGOLI BASSI



1 CORNER LOWER
1 ANGOLO BASSO

1 CORNER HIGHER
1 ANGOLO ALTO

APPLY THE SAME TENSION FORCE TO ALL CORNERS /
APPLICARE LO STESSO CARICO DI TENSIONE A TUTTI GLI ANGOLI



POSSIBLE ARRANGEMENTS /
POSSIBILI DISPOSIZIONI

